


# Solid State Pressure Sensor

ANALOG  
OUTPUT

## MAP Series – Model 36A

### FEATURES

- Low Cost Sensor Element
- Calibrated Span and Offset
- Multi-order Temperature Compensation
- 5 PSI to 100 PSI
- Absolute, Gage and Differential Pressures Available



### DESCRIPTION

The MAP 36A Series is a smart pressure sensor with an amplified analog output. Compensation of sensor offset, sensitivity, temperature drift and nonlinearity is accomplished in the factory via the latest ASIC technology with calibration coefficients stored in an on-chip EEPROM.

A variety of output configurations, including resolution, sampling rate and voltage levels are available to provide a simple and ready-to-use solution for a wide range of applications. The low voltage version operates from 2.7 to 3.3V while the regular version operates from 4.5 to 5.5V.

The MAP Series including Models 36D and 36A, are available for pressure ranges from 0.3 psi to 100 psi. Custom ranges and calibrations are available. Please contact the factory for details.



# Characteristics

Unless otherwise specified, all parameters are measured at 60% RH, 25 °C and 5 Vdc excitation

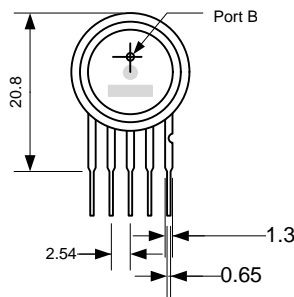
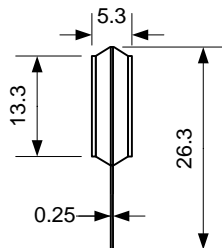
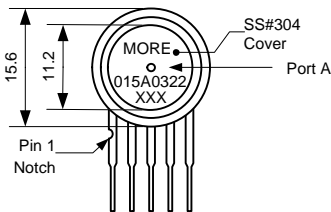
Parameters	Min	Typ	Max	Unit
Supply Voltage <sup>NOTE1</sup>	2.7 to 3.3		4.5 to 5.5	Vdc
Supply Current			2.5	mA
Pressure Range <sup>NOTE4</sup>	5		100	psi
Zero Output (Offset)	0.428	0.500	0.572	Vdc
Full Scale Output	4.428	4.500	4.572	Vdc
Output source current			2.2	mA
Accuracy <sup>NOTE2</sup>			±1.8	%FS
Response Time		1.0	2.0	ms
Over Pressure			2x	FS
Temp - Compensated	0		+50	°C
Temp - Operating	-20		+85	°C
Temp - Storage	-40		+125	°C

**NOTES:**

1. Specify desired operating voltage range when ordering. Output is ratiometric to supply voltage
2. Accuracy includes non-linearity, hysteresis, TCS and TCO within the compensated temperature range, best fit straight line definition
3. Wetted materials contain PPA, Silicone gel (Port A) and PPA, RTV, glass and silicon (Port B)
4. See ordering guide for list of available pressure ranges

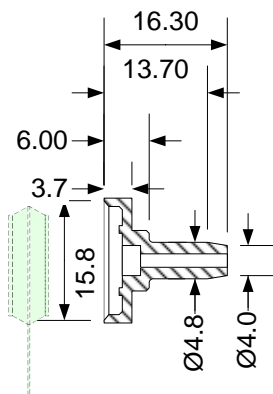
## Dimensions

### Button (No Port)



Delivery : 10 pcs per tray

### Opposing Ports



Port Options 1,3,5: Either one or both Opposing Port add-ons

Delivery : 10 pcs per tray

**Notes:**

1. Port B is used for positive differential
2. Port A is used for absolute
3. Port B is used for gage
4. All dimensions are in mm
5. Soldering leads max. 250 °C 5s

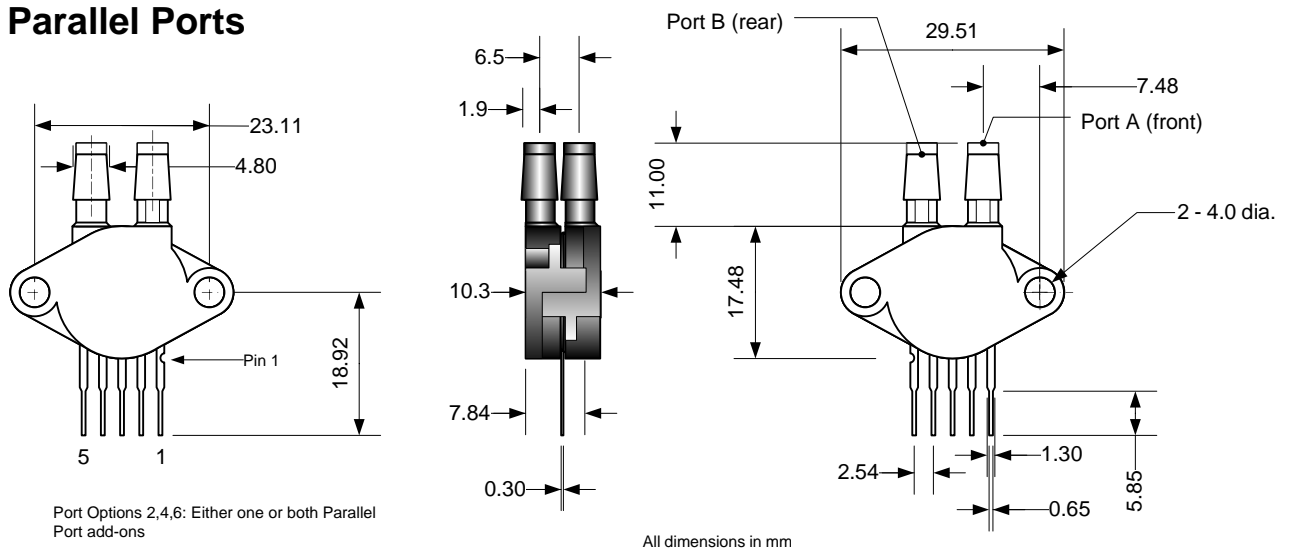
Pin #	Description
1	N.C.
2	Vdd.
3	Output
4	Vss
5	N.C.

**NOTE:**

N.C. pins must be left floating  
A 0.1uF capacitor must be connected between VDD and VSS



# Parallel Ports

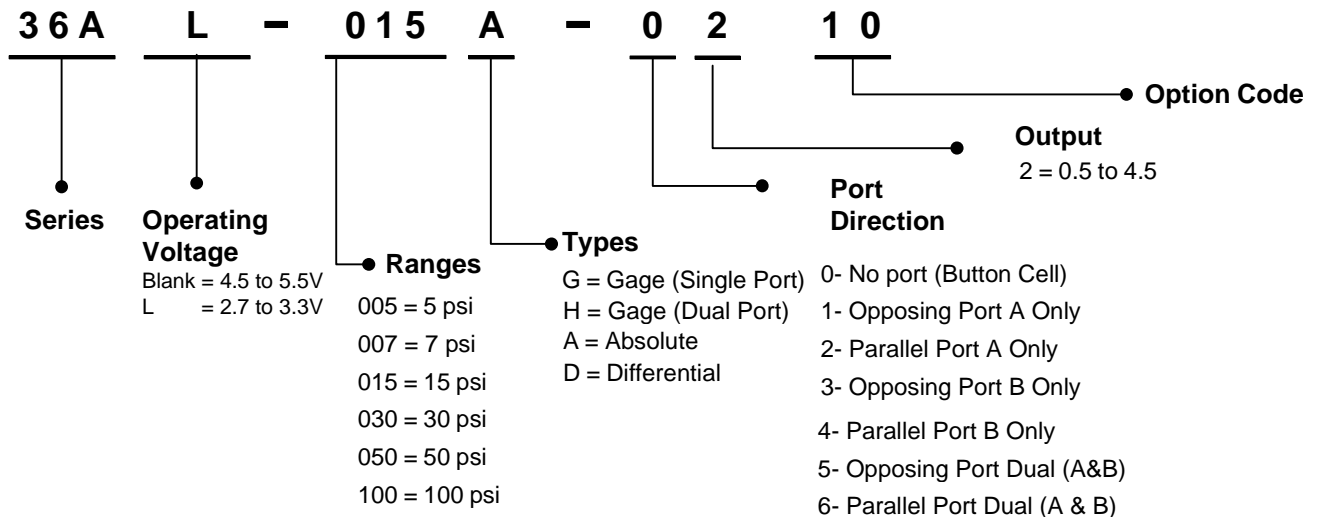


Port Options 2,4,6: Either one or both Parallel Port add-ons

All dimensions in mm

Delivery : 10 pcs per tray

## Ordering Information



**Note:**

- 1) To specify single ended differential pressure (one side is always more +ve than the other) specify gage pressure with Dual port configuration (pressure type H). The device can be used for differential pressure by simply connecting the reference port (Port B) to the reference pressure instead of atmosphere.
- 2) Specifying Differential pressure means a +/- pressure range.
- 3) Custom outputs and pressure ranges available. Please contact us with your requirement.
- 4) The minimum absolute pressure that can be specified is 15 psi

**Example:**

Part number 36A 005 D 12 20 corresponds to 2.5V (@ 0 psi) +/- 2V (@ +/- 5 psi)  
 Part number 36A 005 G 12 20 corresponds to 0.5V (@ 0 psi) to 4.5V (@ 5 psi) for gage applications only  
 Part number 36A 005 G 52 20 corresponds to 0.5V (@ 0 psi) to 4.5V (@ 5 psi) for gage or single ended differential applications



Disclaimer/Warranty/Notice

Senphire Ltd products are not authorized for use in applications where failure could result in loss of life or injury. While Senphire provides application assistance personally, through our literature and website, it is the responsibility of the customer to determine the suitability of the product for the intended application.

All information provided is believed to be accurate at the time of publishing however Senphire Ltd reserves the right to make changes without prior notice.

Senphire Ltd warrants its products to be free of manufacturing defects for a period of 12 months from the date of purchase. The maximum liability, expressed or implied shall be limited to a direct replacement of those products Senphire finds defective. The foregoing is the Buyers Sole remedy in lieu of all other warranties, expressed or implied including those of merchantability and fitness for a particular purpose.

The rest of this page has been left intentionally blank



RM/1005/10F Ho King Comm Ctr,  
2-16 Fa Yuen St. Mongkok Hong Kong,  
Tel: +852 81973212  
Email: [info@senphire.com](mailto:info@senphire.com)  
[www.senphire.com](http://www.senphire.com)

Ver 1.10 7-Apr-14

4/4