

Solid State Pressure Sensor


SPD SERIES – Model 34A

FEATURES

- Low Cost
- Rigid Plastic DIP
- High Level Output
- High Impedance

APPLICATION

- White Goods
- Medical
- Process Control



DESCRIPTION

The SPD 34A Series is a piezoresistive silicon pressure sensor in 6-pin plastic DIP package. It is intended for high volume applications where the simplest pressure connection and low cost is required.

The pressure sensor consists of gage pressure chip that is attached to the housing directly. Pressure is applied to the back side of chip. It is designed to operate with non-corrosive media, such as air and fluid. A simple pressure interface is provided through the molded pressure port.

The SPD Series is amplified and temperature compensated via the latest ASIC technology. Calibration coefficients are stored via an on chip EEPROM. Customization is available, please contact the factory for details.

Characteristics

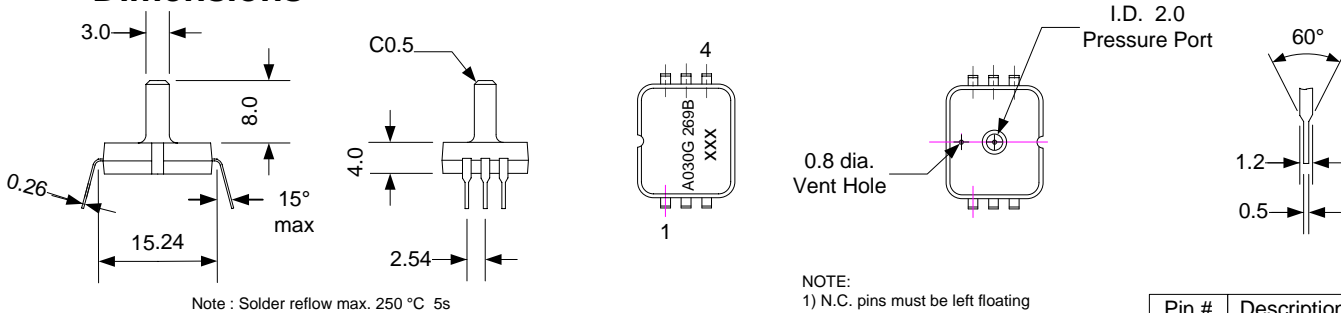
Unless otherwise specified, all parameters are measured at 60% RH, 25 °C and 5 Vdc excitation

Parameters	Min	Typ	Max	Unit
Supply Voltage ^{Note 3}	2.7 to 3.3		4.5 to 5.5	Vdc
Supply Current			2.5	mA
Pressure Range ^{Note 4}	5		150	psi
Zero Output (Offset)	0.428	0.500	0.572	Vdc
Full Scale (Output)	4.428	4.500	4.572	Vdc
Response Time		1	2	ms
Output Current of Buffer			2.2	mA
Accuracy ^{Note 1}			1.8	%FS
Over Pressure ^{Note 5}			2x	Rated Pressure
Temp - Compensated	0		50	°C
Temp - Operating	-20		+85	°C
Temp - Storage	-20		+85	°C

NOTES:

1. Accuracy includes non-linearity, hysteresis, TCS, TCO inside the compensated temperature range, Best Fit Straight Line definition
2. Wetted material contains RTV, PPA, glass and silicon
3. Specify desired operating voltage range when ordering. Output is Ratiometric to supply Voltage
4. See ordering guide for list of available pressure ranges
5. Over pressure is 1.3x for 150 psi range

Dimensions

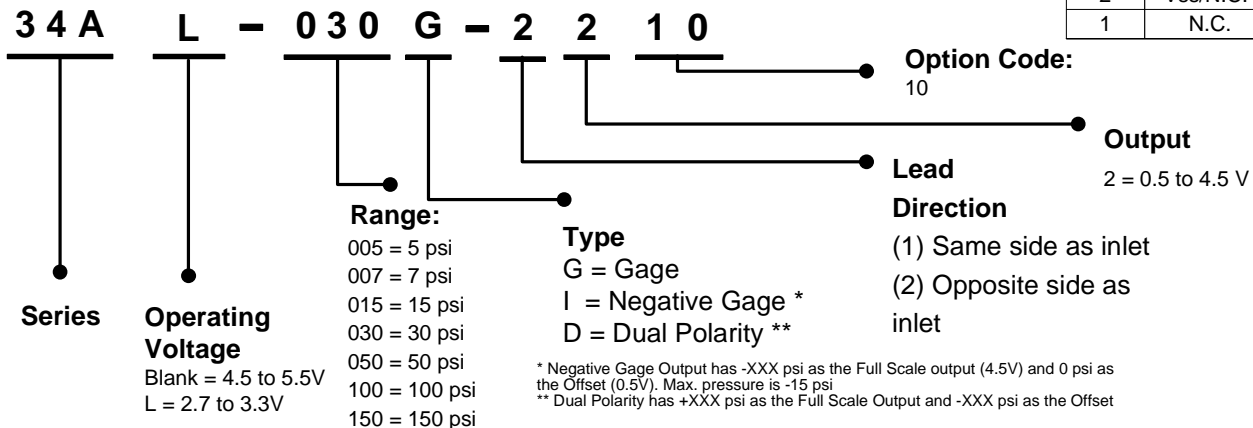


Delivery : 64 pcs per tray

- NOTE:**
- 1) N.C. pins must be left floating
 - 2) A 0.1 uF capacitor between Vdd and Vss is required
- * For 5 and 7 psi ranges Pins 2 & 6 must be connected. For other ranges Pin 2 must be N.C.

Pin #	Description
6	Vss
5	Sig
4	Vdd
3	N.C.
2	Vss/N.C.*
1	N.C.

Ordering Information



RM/1005/10F Ho King Comm Ctr,
2-16 Fa Yuen St. Mongkok Hong Kong,
Tel: +852 81973212
Email: info@senphire.com
www.senphire.com

Disclaimer/Warranty/Notice

Senphire Ltd products are not authorized for use in applications where failure could result in loss of life or injury. While Senphire provides application assistance personally, through our literature and website, it is the responsibility of the customer to determine the suitability of the product for the intended application.

All information provided is believed to be accurate at the time of publishing however Senphire Ltd reserves the right to make changes without prior notice.

Senphire Ltd warrants its products to be free of manufacturing defects for a period of 12 months from the date of purchase. The maximum liability, expressed or implied shall be limited to a direct replacement of those products Senphire finds defective. The foregoing is the Buyers Sole remedy in lieu of all other warranties, expressed or implied including those of merchantability and fitness for a particular purpose.

The rest of this page has been left intentionally blank



RM/1005/10F Ho King Comm Ctr,
2-16 Fa Yuen St. Mongkok Hong Kong,
Tel: +852 81973212
Email: info@senphire.com
www.senphire.com

3/3

Ver 1.10 7 Apr 14